



2024 Fall Individual Report FAS-ECON 970-Tutorial - Sophomore Year T08 Nikhil Kumar

Project Title: **2024 Fall Harvard FAS Course Evaluation**

Course Audience: **11**
Responses Received: **10**
Response Ratio: **91%**

Report Comments

Note:

The order that the questions appear on this report is not the same as the way the questions were displayed to students. The order has been changed to make the report more readable.

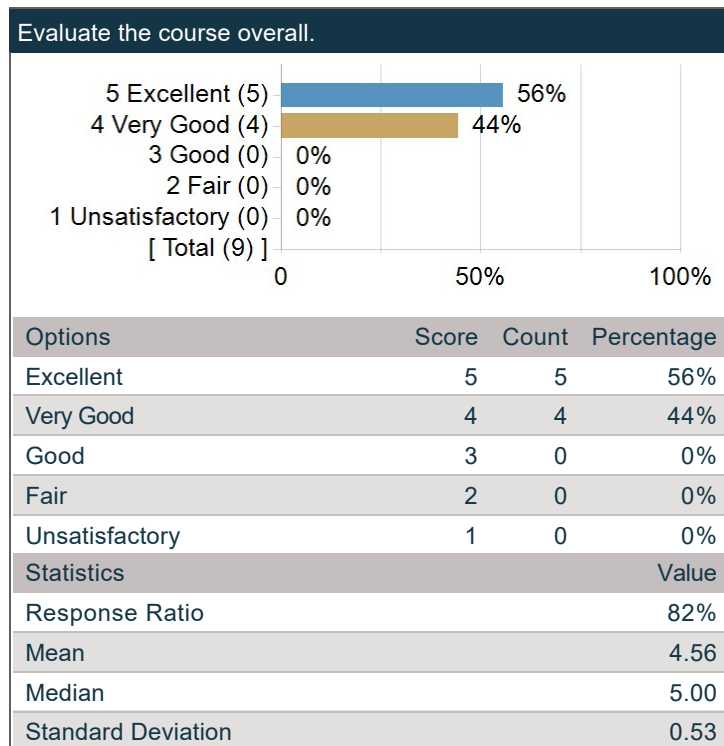
Creation Date: **Tuesday, January 7, 2025**

General Course Questions

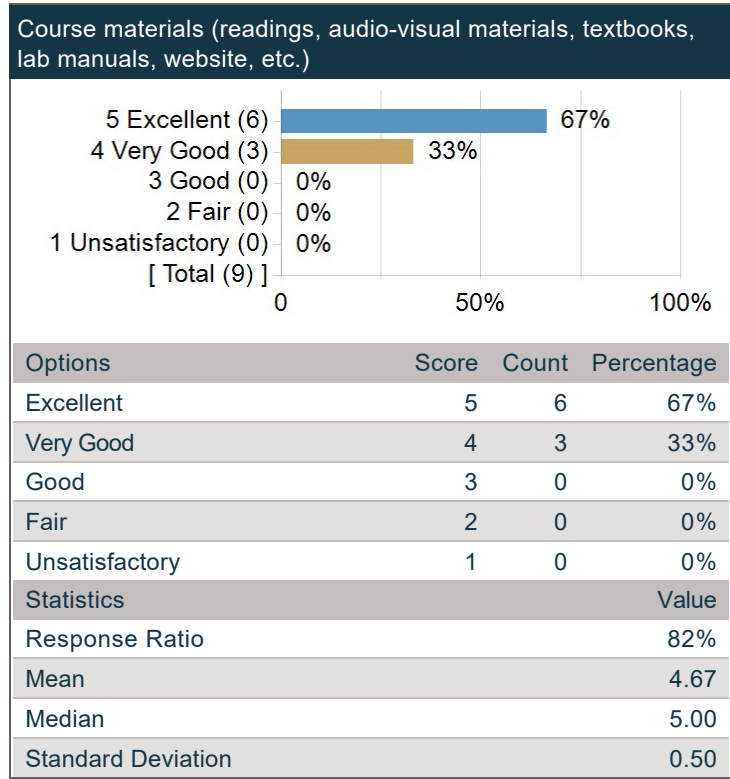
Course General Questions

	Count	Excellent	Very Good	Good	Fair	Unsatisfactory	Course Mean	Dept Mean	Division Mean
Evaluate the course overall.	9	56%	44%	0%	0%	0%	4.56	4.07	4.29
Course materials (readings, audio-visual materials, textbooks, lab manuals, website, etc.)	9	67%	33%	0%	0%	0%	4.67	4.03	4.25
Assignments (exams, essays, problem sets, language homework, etc.)	9	56%	33%	11%	0%	0%	4.44	3.94	4.18
Feedback you received on work you produced in this course	9	56%	33%	11%	0%	0%	4.44	3.85	4.12
Section component of the course	6	83%	17%	0%	0%	0%	4.83	4.01	4.24

Evaluate the course overall.



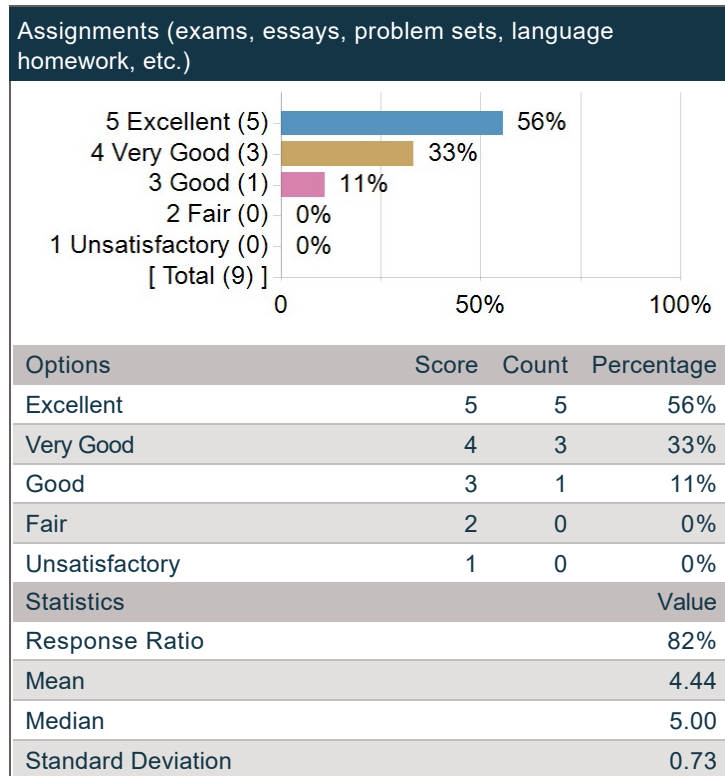
Course materials (readings, audio-visual materials, textbooks, lab manuals, website, etc.)



Add comments about course materials.

Comments
I thought the chosen materials, specifically about Infrastructure, were extremely interesting.
great
The readings were all relevant to the type of infrastructure we were discussing and stayed on the theme of the class.
The papers we read are cutting edge and very interesting.

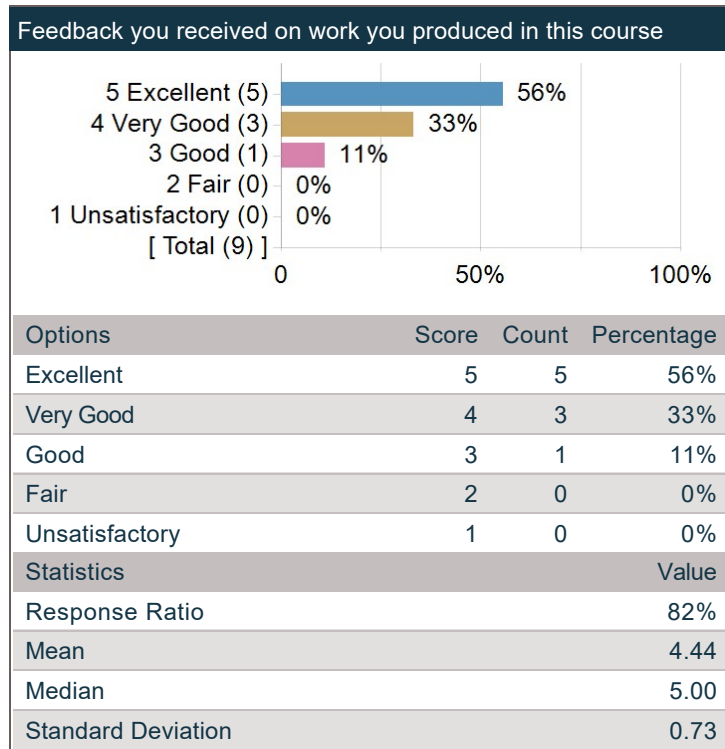
Assignments (exams, essays, problem sets, language homework, etc.)



Add comments about course assignments.

Comments
They were manageable and effective at teaching the material through doing.
great
I think focusing on the final paper earlier on could have been more helpful than the short writing assignments. That being said the prompts were interesting to work with!
I did not like the Stata pset component of the class – it felt wholly disconnected from the course and made me feel like I was taking a 5th class when completing the assignments.

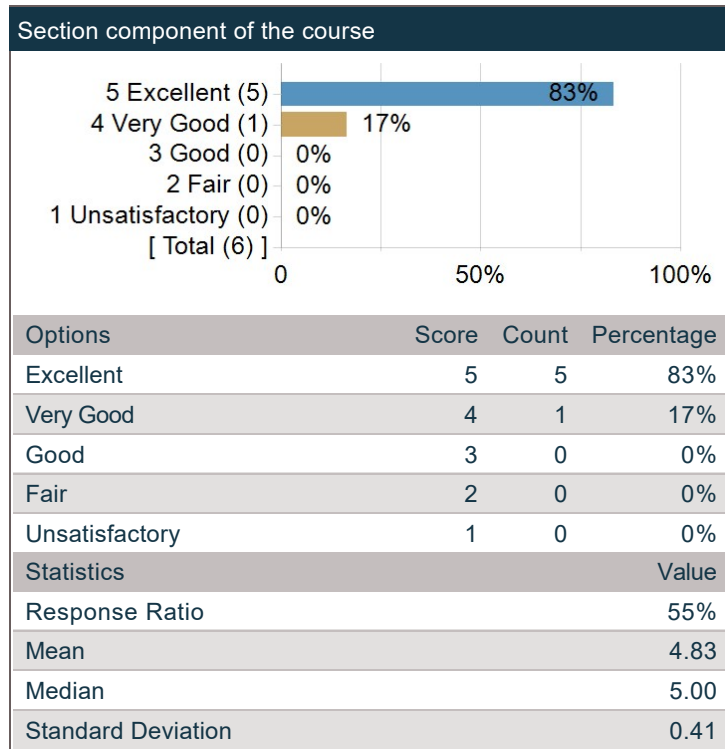
Feedback you received on work you produced in this course



Add comments about course feedback.

Comments
I loved seeing areas I could improve and applied it to future assignments in my weekly responses and papers.
Best feedback this semester!
We always received timely feedback on important assignments quickly, but some other work from a while ago is still not graded.
Nikhil provided good feedback which was always followed up with an invitation to discuss the assignments in office hours.

Section component of the course



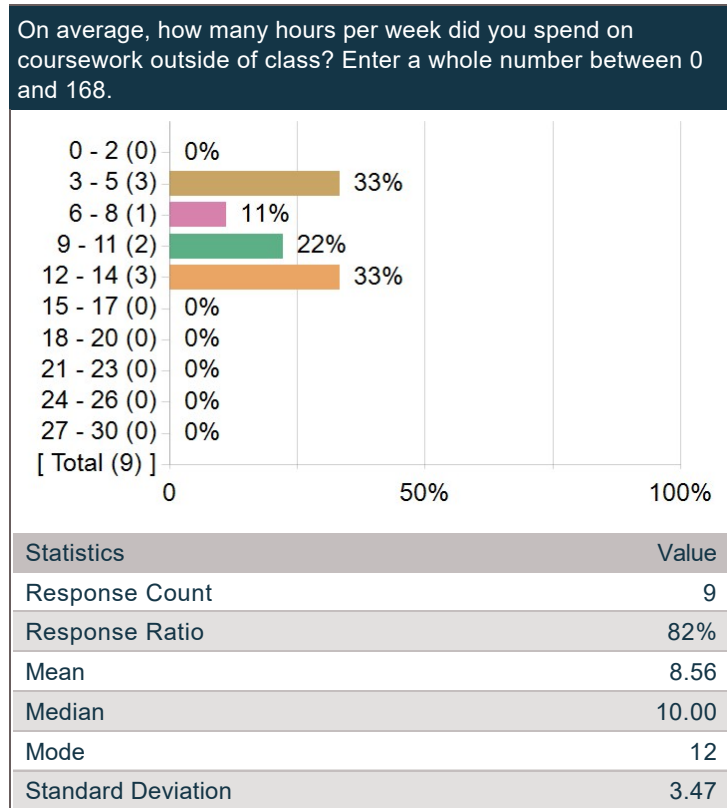
Add comments about the course section.

Comments
It was very interactive and allowed for one-on-one learning.
Amazing!
There were no sections just the two classes each week.
n/a

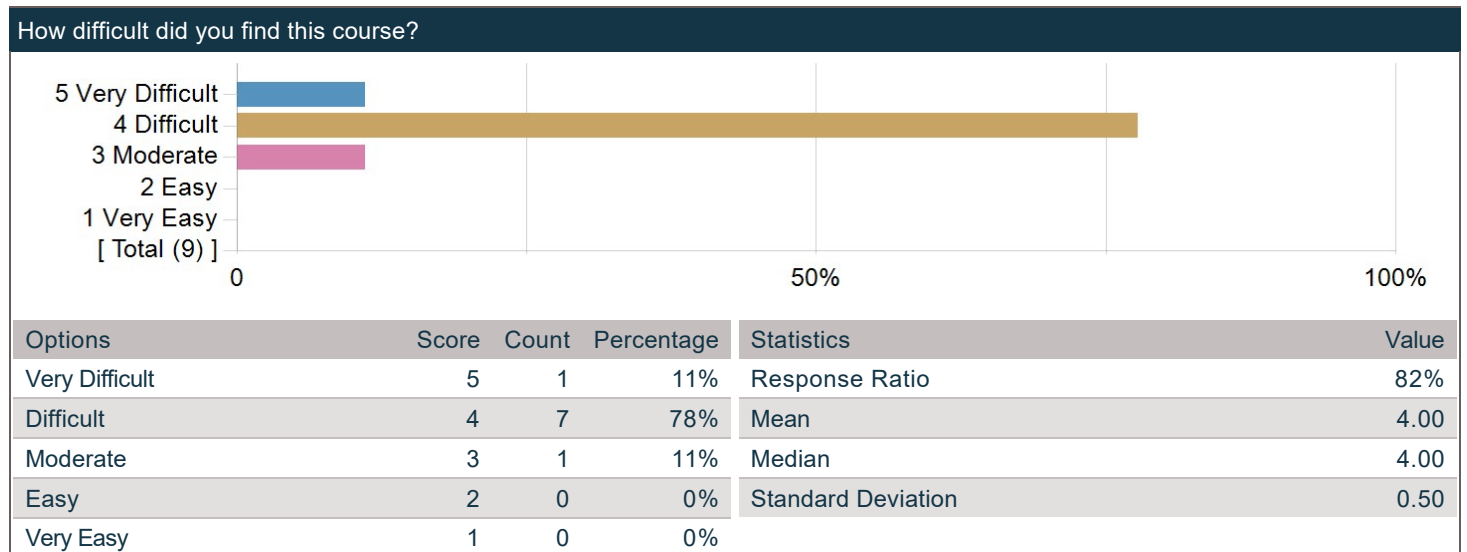
Requirements - What did this course require of you?

On average, how many hours per week did you spend on coursework outside of class? Enter a whole number between 0 and 168.

Frequency chart and mean excludes students who answered 31 or more hours.



How difficult did you find this course?

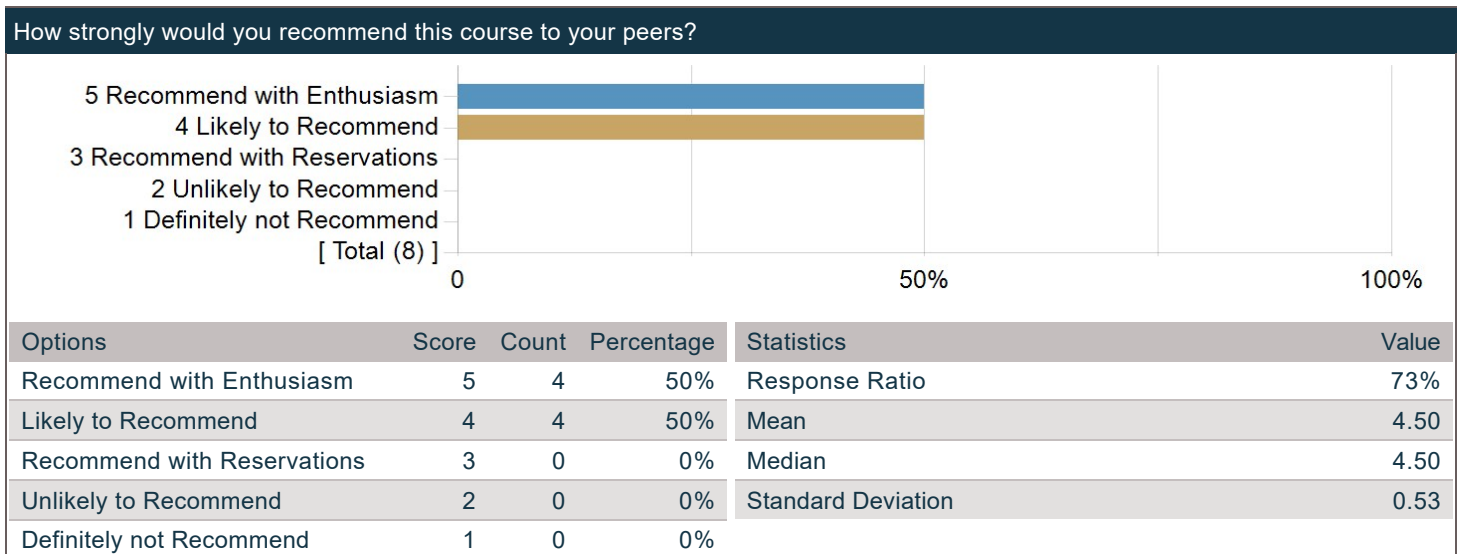


What was/were your reason(s) for enrolling in this course? (Please check all that apply)

Options	Count
Elective	1
Concentration or Department Requirement	8
Secondary Field or Language Citation Requirement	0
Undergraduate General Education Requirement	0
Expository Writing Requirement	0
Foreign Language Requirement	0
Pre-Med Requirement	0
Divisional Distribution Requirement	0
Quantitative Reasoning with Data Requirement	0

Recommendations - Would you recommend this course?

How strongly would you recommend this course to your peers?



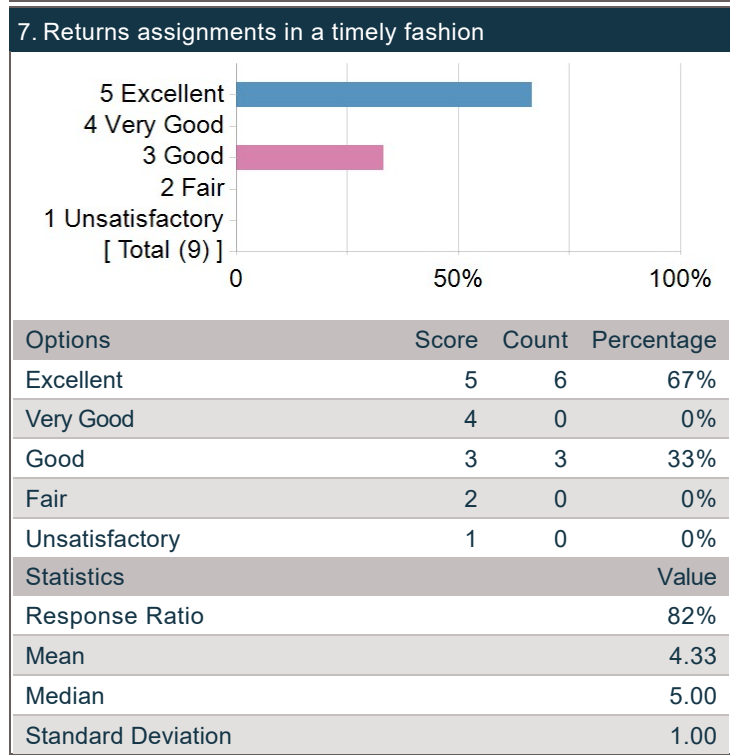
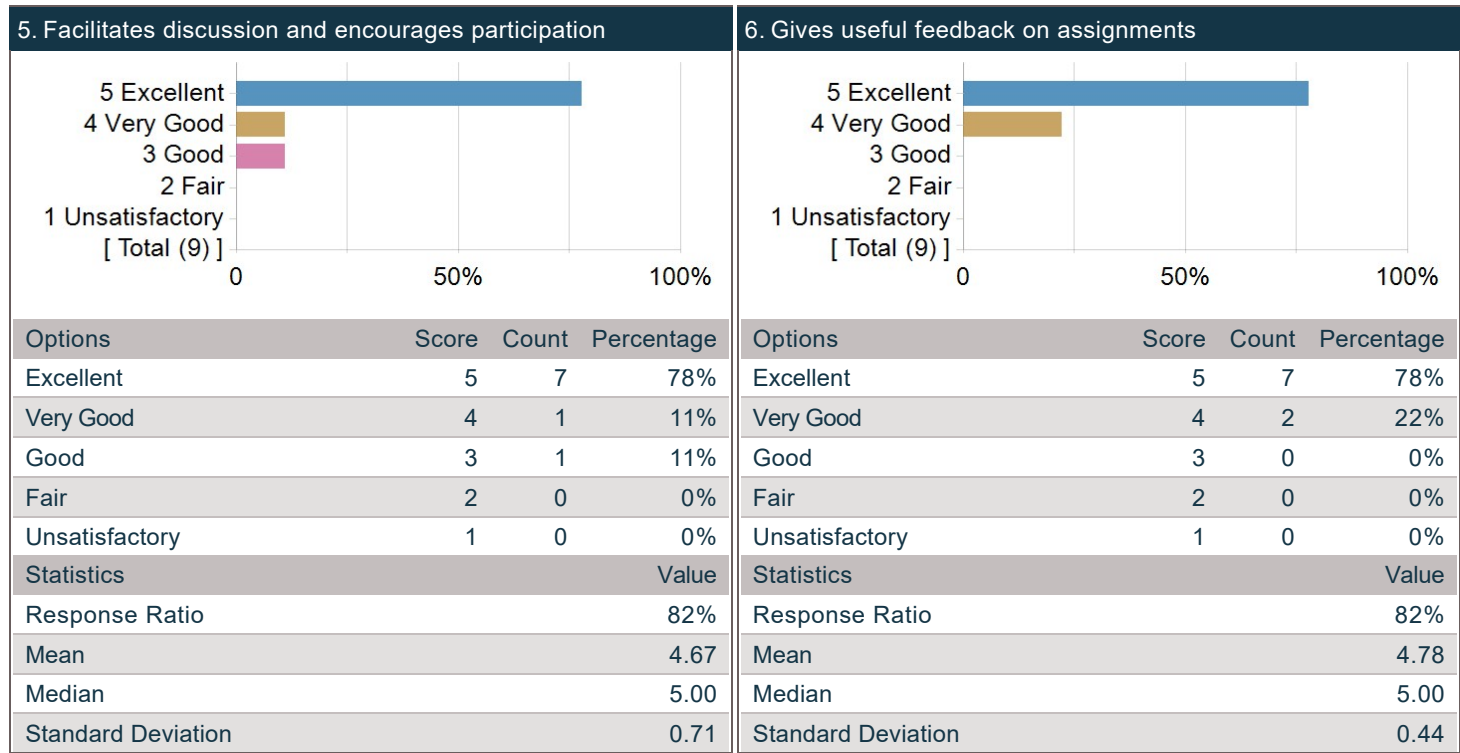
Evaluation of Instructors

General Instructor Questions

	Count	Excellent	Very Good	Good	Fair	Unsatisfactory	Instructor Mean	Dept Mean	Division Mean
Evaluate your Instructor overall.	9	78%	22%	0%	0%	0%	4.78	4.40	4.55
Gives effective lectures or presentations, if applicable	9	78%	22%	0%	0%	0%	4.78	4.28	4.47
Is accessible outside of class (including after class, office hours, e-mail, etc.)	9	100%	0%	0%	0%	0%	5.00	4.37	4.48
Generates enthusiasm for the subject matter	9	89%	0%	11%	0%	0%	4.78	4.45	4.61
Facilitates discussion and encourages participation	9	78%	11%	11%	0%	0%	4.67	4.45	4.58
Gives useful feedback on assignments	9	78%	22%	0%	0%	0%	4.78	4.37	4.53
Returns assignments in a timely fashion	9	67%	0%	33%	0%	0%	4.33	4.40	4.54

Instructor

1. Evaluate your Instructor overall.				2. Gives effective lectures or presentations, if applicable			
Options	Score	Count	Percentage	Options	Score	Count	Percentage
Excellent	5	7	78%	Excellent	5	7	78%
Very Good	4	2	22%	Very Good	4	2	22%
Good	3	0	0%	Good	3	0	0%
Fair	2	0	0%	Fair	2	0	0%
Unsatisfactory	1	0	0%	Unsatisfactory	1	0	0%
Statistics			Value	Statistics			Value
Response Ratio			82%	Response Ratio			82%
Mean			4.78	Mean			4.78
Median			5.00	Median			5.00
Standard Deviation			0.44	Standard Deviation			0.44
3. Is accessible outside of class (including after class, office hours, e-mail, etc.)				4. Generates enthusiasm for the subject matter			
Options	Score	Count	Percentage	Options	Score	Count	Percentage
Excellent	5	9	100%	Excellent	5	8	89%
Very Good	4	0	0%	Very Good	4	0	0%
Good	3	0	0%	Good	3	1	11%
Fair	2	0	0%	Fair	2	0	0%
Unsatisfactory	1	0	0%	Unsatisfactory	1	0	0%
Statistics			Value	Statistics			Value
Response Ratio			82%	Response Ratio			82%
Mean			5.00	Mean			4.78
Median			5.00	Median			5.00
Standard Deviation			0.00	Standard Deviation			0.67



General Course Questions - Comments

What were the strengths of this course? Please be specific and use concrete examples where possible.

Comments
I learned how to effectively read and write an economics research paper. This will be integral in my development of a Senior Thesis.
Kumar is the strength, he explains things so well and facilitates discussions so well.
The course introduced economic literature in a clear and interesting manner. I feel after this course I have the econometric backing to understand most of the contents of current economic literature.
Nikhil is an excellent instructor – he cares about the course, prepares diligently, and explains complex topics simply.

How could this course be improved? Please use concrete examples where possible and provide constructive suggestions.

Comments
This course could be improved by having a more universal and clear lecture among all sections breaking down components of papers and providing insight on the coding necessary to write a paper.
I think giving more time to work on the final project and how intense the data is.
I think instead of having as many short writing assignments like the response papers and reflection paragraphs, having earlier assignments about the final research paper could be helpful allowing us to have time to pivot if we encounter some problems.
Instead of spending each class discussing a different paper, it would be nice to incorporate some geopolitical topics, current events, documentaries, anything to mix up the papers which can feel repetitive and dense at times.

Requirements Comments - What did this course require of you?

In your opinion, what preparation or background is necessary to take this course?

Comments
Knowing basic economics concepts is sufficient.
Econometric background
I would try taking econometrics beforehand and some stats background wouldn't hurt.
None

Recommendations Comments - Would you recommend this course?

What did you take away from your experience in this course? What did you learn? How did this course change you?

Comments
I learned how to become a more effective reader and writer and feel much more prepared to write a thesis now.
Amazing. I learned more about analysis and building an argument for my papers. This was an amazing course and I learned more on my weaknesses within econometrics and know what I want to specialize more in.
I feel confident in my ability to understand the goal and methods to answer a question within an economic paper. This class has made me appreciate research more and I would consider a career in this line of research.
This course honed the skill of reading empirical economic research papers quickly, efficiently, and thoroughly—a skill I will carry with me as I take other courses in the department.

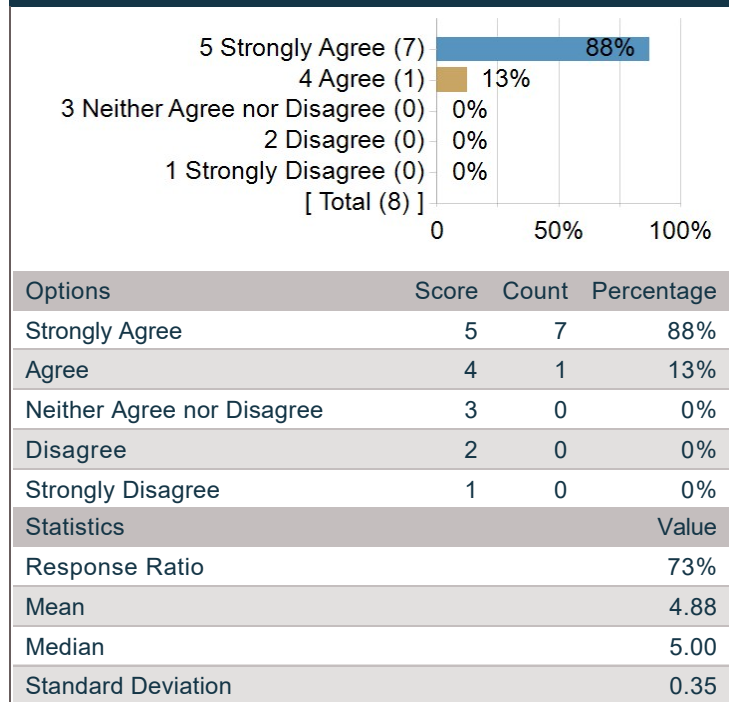
What would you like to tell future students about this class? (Your response to this question may be published anonymously.)

Comments
Be prepared to spend a lot of time reading the required readings in depth, especially if you have no econometrics background.
Be amazing as Kumar is the best!
I would take this class. There are a couple of assignments each week alongside a reading for each class. I found that the papers were very interested and aligned with the theme of the class. You will come out of the class understanding how economics research works.
Read the papers on the syllabus ahead of time and see if it's something you'd be interested in.

Open Discourse in the Classroom

In this course, most students listen attentively with an open mind and a willingness to change their point of view as they learn more about the topic.

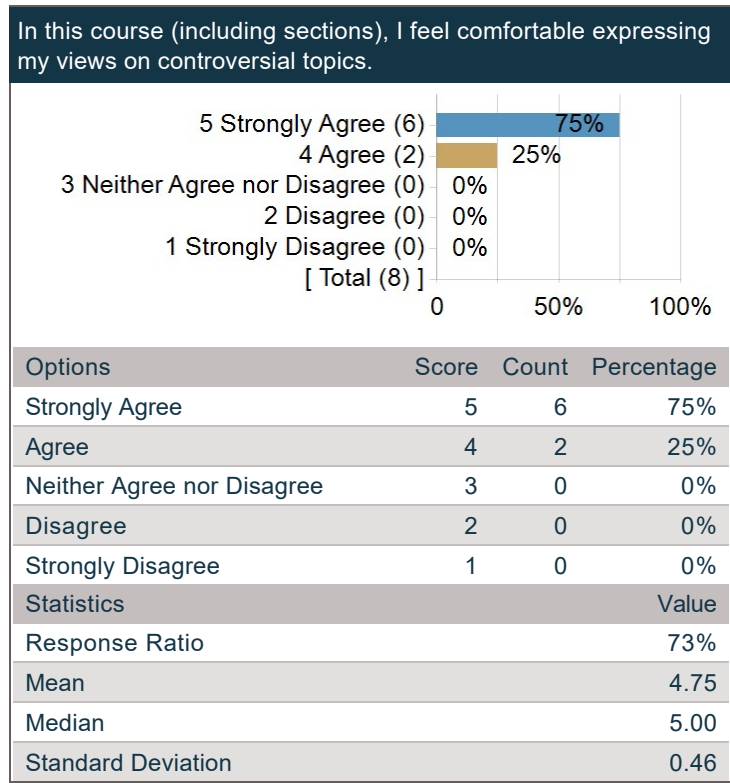
In this course, most students listen attentively with an open mind and a willingness to change their point of view as they learn more about the topic.



Add comments about this question.

Comments
Amazing
Everyone was interested in what everyone else had to say.
Nikhil facilitated a good discussion where students were encouraged to speak up even if they didn't have a complete understanding of the subject matter.

In this course (including sections), I feel comfortable expressing my views on controversial topics.



Add comments about this question.

Comments
amazing.
I would feel comfortable arguing for or against some type of infrastructure project, but most of the projects discussed were not very controversial or everyone agreed that they were.
Generally the discussion comments were limited to the scope of the paper, which was rarely (if ever) controversial.


Instructor Comments

Please comment on this person's teaching. (Your response to this question may be published anonymously.)

Comments
Nikhil was an amazing section leader and allowed me to grow as a student. He helped me in areas in which I had little experience, such as coding and econometrics, and I feel as if I came out of it knowing much more than I did previously.
He is the best!
Most timely responses and is always excited to teach the course! Amazing and would take again if he was teaching!
Nikhil was a great teacher who explained anything unclear very well and motivated all of the discussions well.
Nikhil was a great TF. He was always available to answer questions and cared alot about the success of his students. He would never hesitate to explain something again and was very understanding. He was great!!
Nikhil is excellent—he is very easy going and understanding. I am excited to come to class even when I didn't enjoy the reading because he makes it interesting.

Custom Questions

The Stata/R problem sets were helpful for gaining programming fluency for the final research project



How, if at all, can we improve the process of helping you learn Stata/R through the problem sets?

Comments
Having more lecture content on the material would be great.
Make them easier
Great
I think having a more in-depth component in class on programming could help rather than just learning it on our own.
It was the my least favorite part of the course. My final paper didn't involve econometrics and even if it did, the problem sets made me learn a collection of commands that didn't relate to one another, rather than building an understanding of how to use Stata for common data processing skills.

How, if at all, can we improve Stata/R office hours?

Comments
No feedback – it was extremely helpful!
na
The office hours were helpful, but having more in the evening could help.
n/a