



2025 Fall Individual Report FAS-ECON 970-Tutorial - Sophomore Year T09 Nikhil Kumar

Project Title: **2025 Fall Harvard FAS Course Evaluation**

Course Audience: **8**
Responses Received: **6**
Response Ratio: **75%**

Report Comments

Note:

The order that the questions appear on this report is not the same as the way the questions were displayed to students. The order has been changed to make the report more readable.

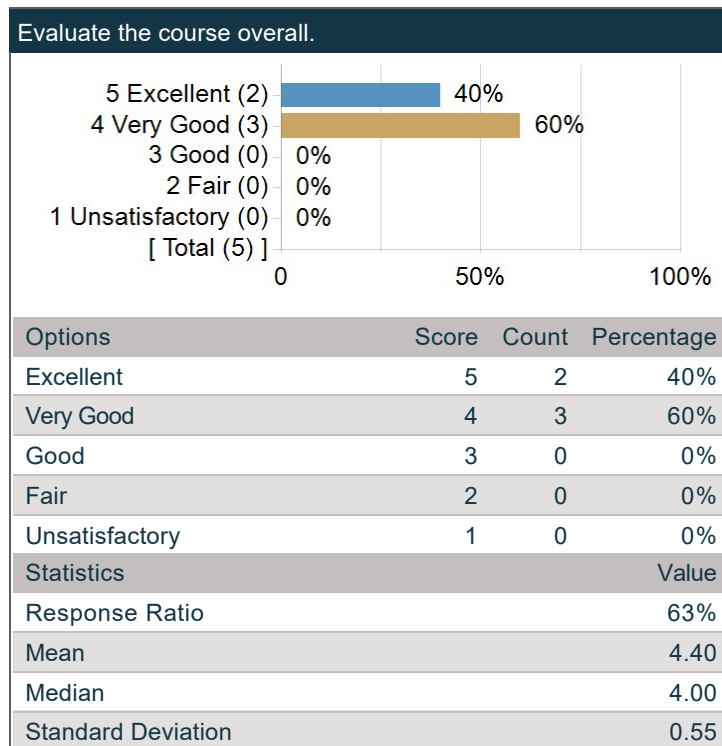
Creation Date: **Wednesday, December 24, 2025**

General Course Questions

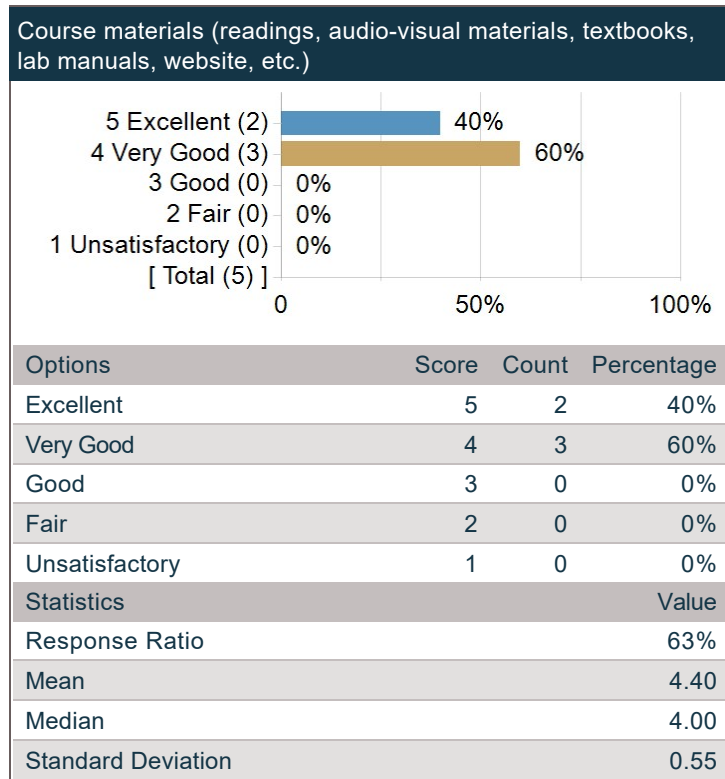
Course General Questions

	Count	Excellent	Very Good	Good	Fair	Unsatisfactory	Course Mean	Dept Mean	Division Mean
Evaluate the course overall.	5	40%	60%	0%	0%	0%	4.40	3.99	4.25
Course materials (readings, audio-visual materials, textbooks, lab manuals, website, etc.)	5	40%	60%	0%	0%	0%	4.40	3.98	4.24
Assignments (exams, essays, problem sets, language homework, etc.)	5	20%	80%	0%	0%	0%	4.20	3.85	4.12
Feedback you received on work you produced in this course	5	20%	80%	0%	0%	0%	4.20	3.78	4.07
Section component of the course	3	67%	33%	0%	0%	0%	4.67	3.98	4.21

Evaluate the course overall.



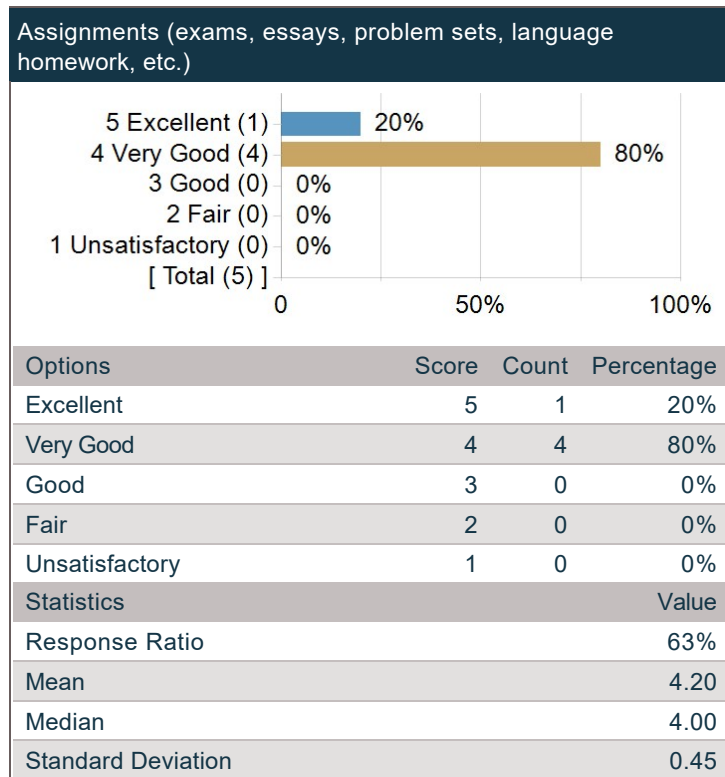
Course materials (readings, audio-visual materials, textbooks, lab manuals, website, etc.)



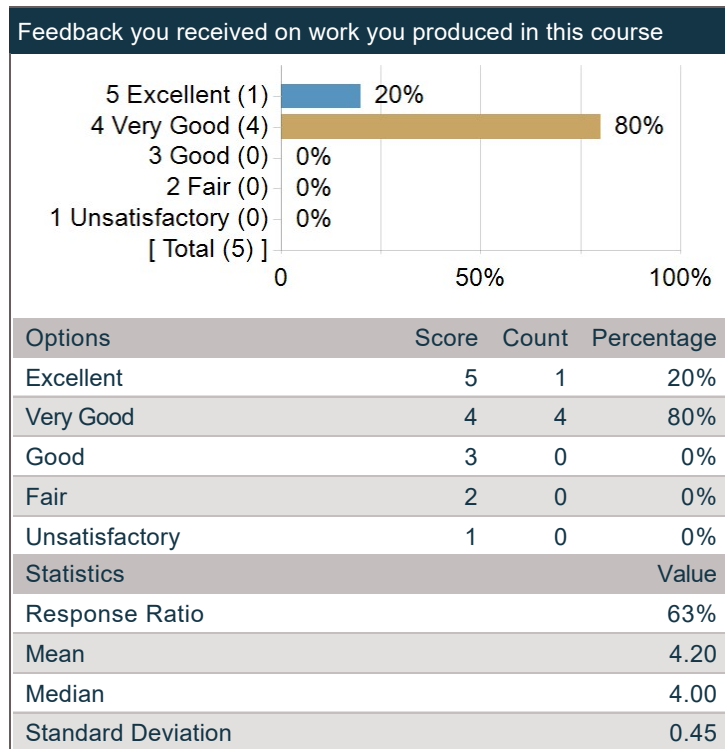
Add comments about course materials.

Comment
Really loved the paper that put a price on female harassment! One of the most eyeopening papers.

Assignments (exams, essays, problem sets, language homework, etc.)



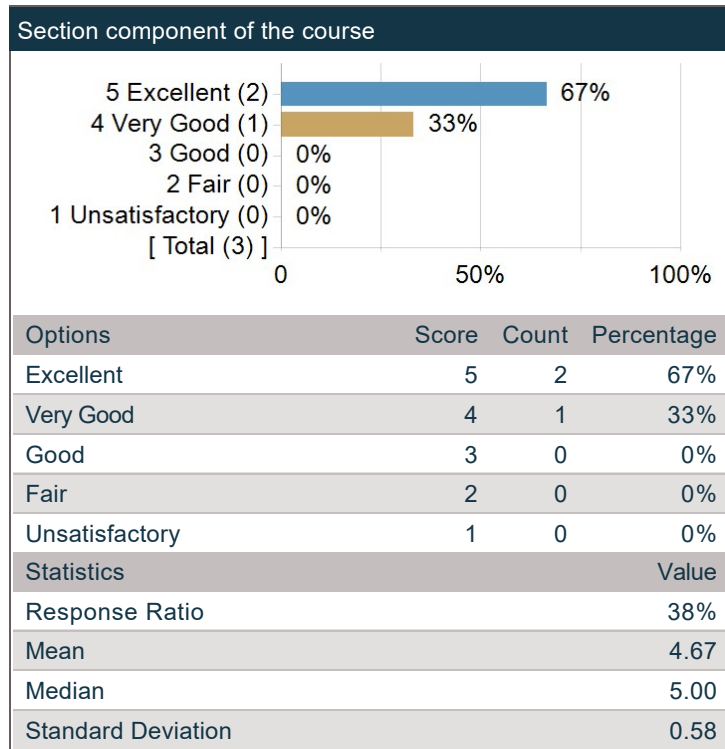
Feedback you received on work you produced in this course



Add comments about course feedback.

Comment
Only thing is it would be great if we got it back earlier.
grading needed to be faster as we did not get most of our response papers or discussions graded until finals time, but actual feedback was really good

Section component of the course



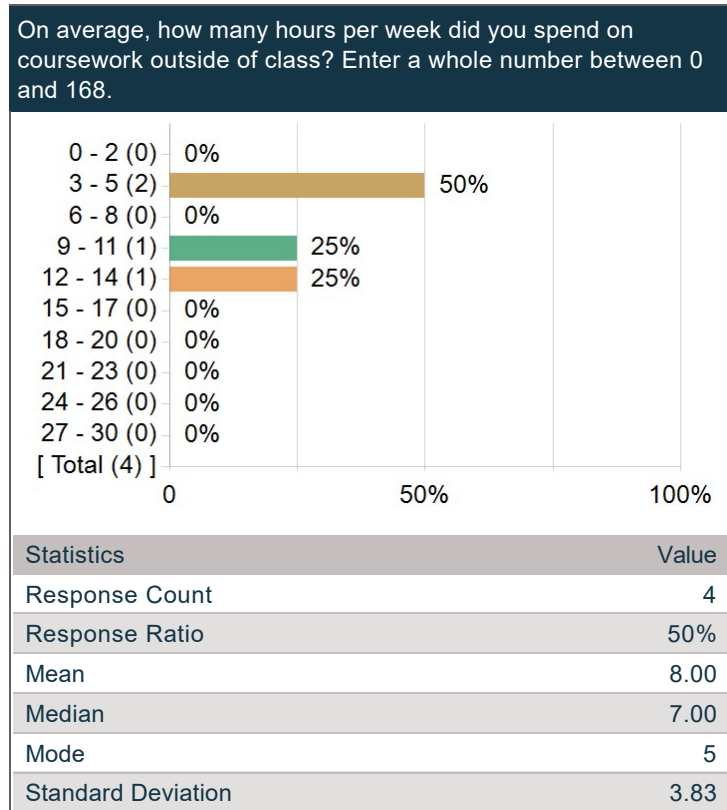
Add comments about the course section.

Comment
Loved Section and our class discussions– Nikhil does a wonderful job of explaining different economic concepts and strategies

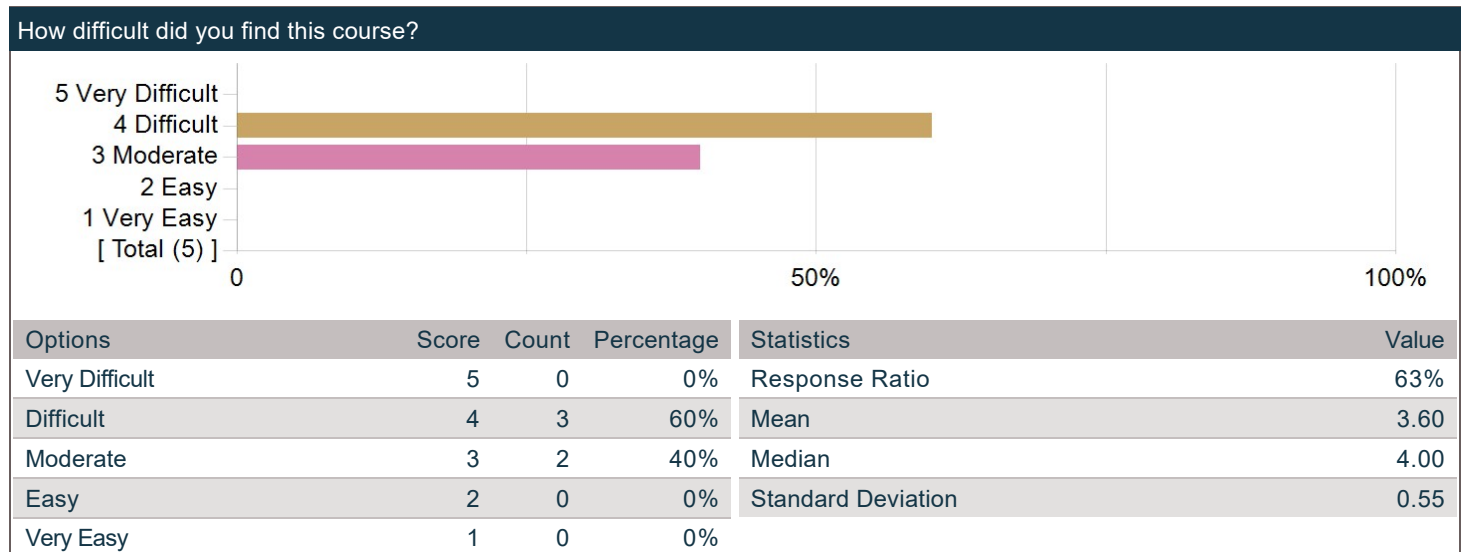
Requirements - What did this course require of you?

On average, how many hours per week did you spend on coursework outside of class? Enter a whole number between 0 and 168.

Frequency chart and mean excludes students who answered 31 or more hours.



How difficult did you find this course?

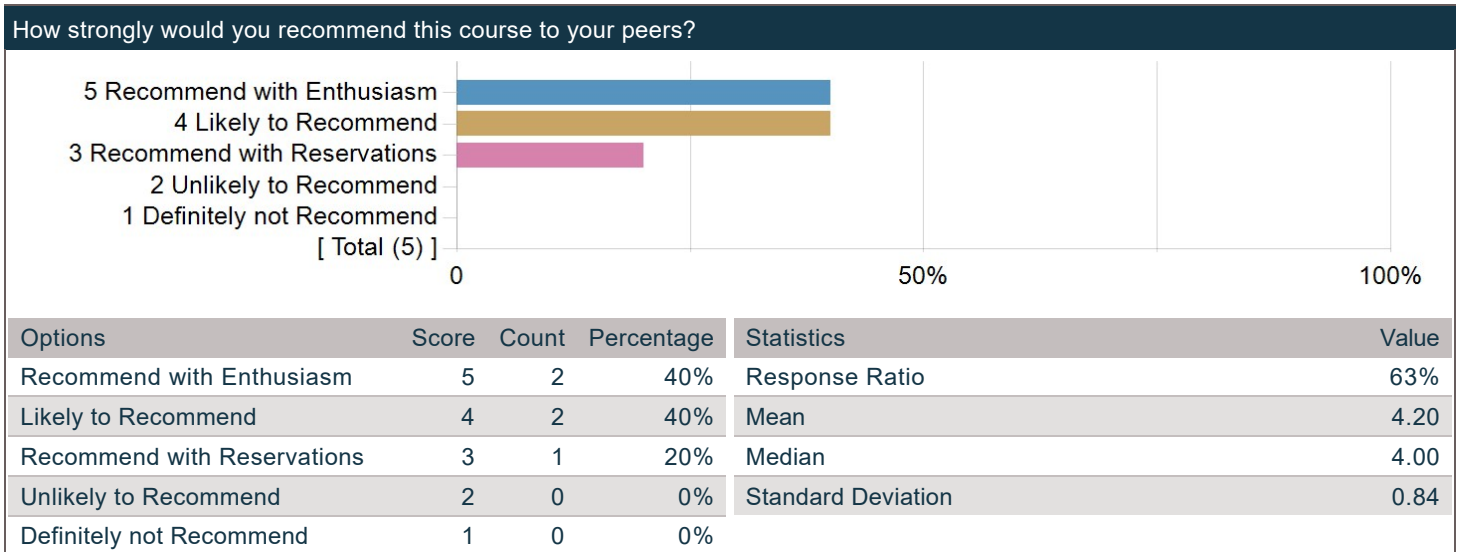


What was/were your reason(s) for enrolling in this course? (Please check all that apply)

Options	Count
Elective	0
Concentration or Department Requirement	5
Secondary Field or Language Citation Requirement	0
Undergraduate General Education Requirement	0
Expository Writing Requirement	0
Foreign Language Requirement	0
Pre-Med Requirement	0
Divisional Distribution Requirement	0
Quantitative Reasoning with Data Requirement	0

Recommendations - Would you recommend this course?

How strongly would you recommend this course to your peers?



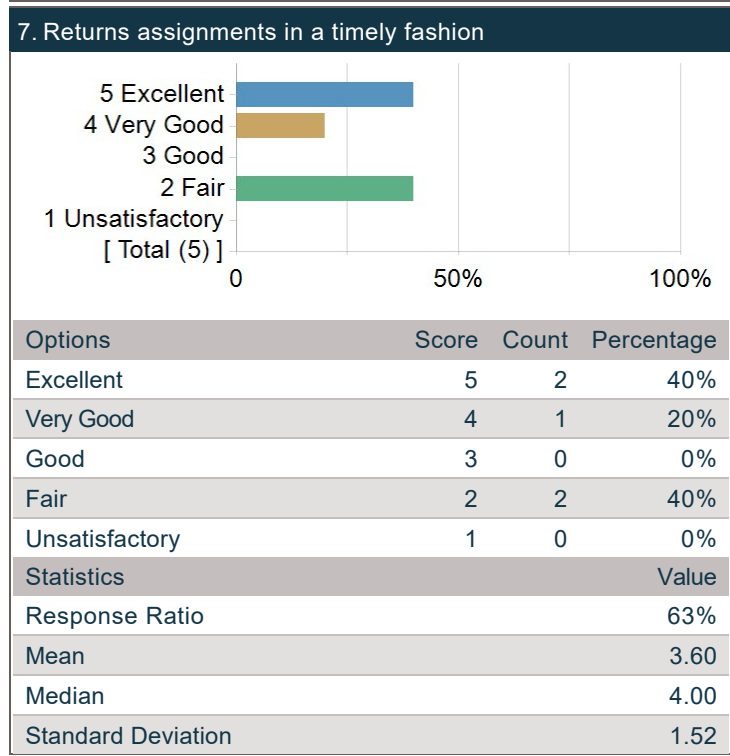
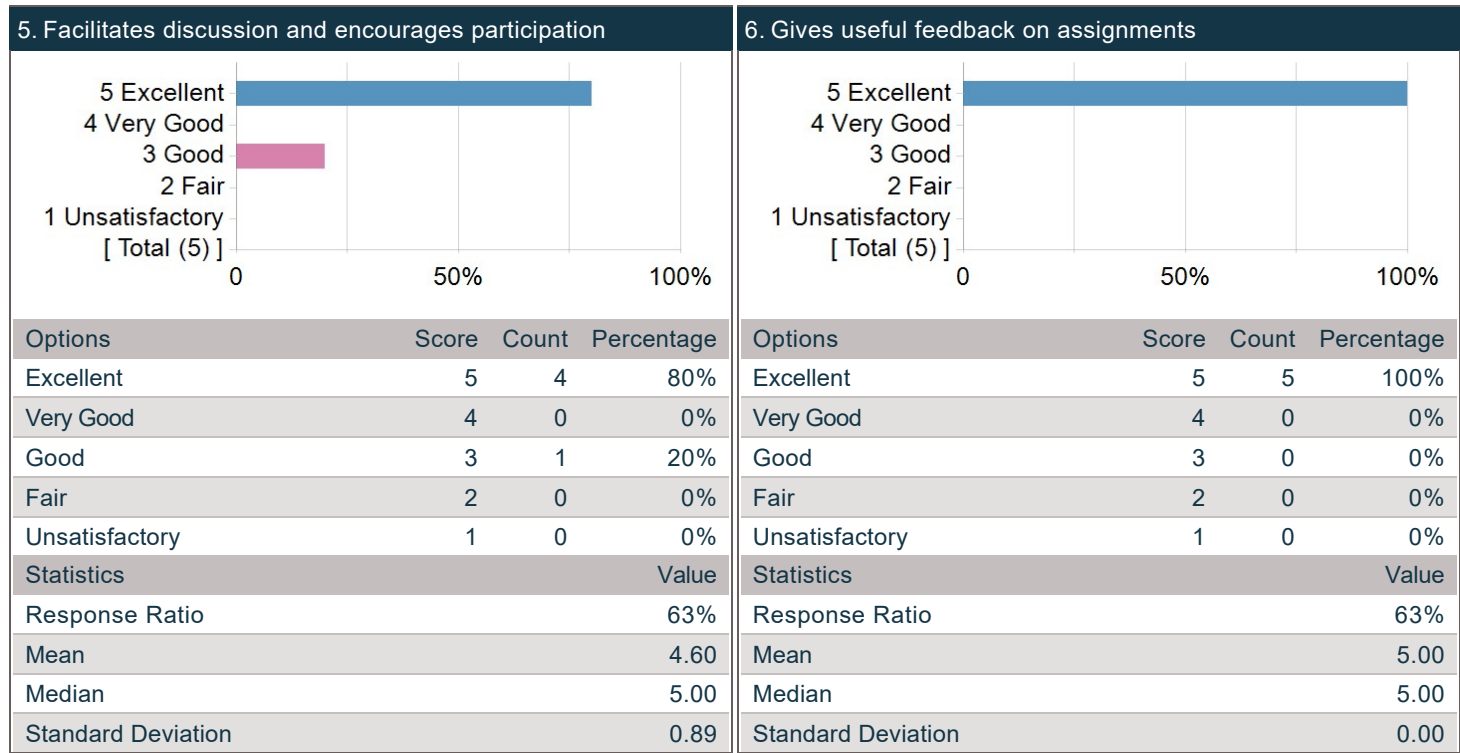
Evaluation of Instructors

General Instructor Questions

	Count	Excellent	Very Good	Good	Fair	Unsatisfactory	Instructor Mean	Dept Mean	Division Mean
Evaluate your Instructor overall.	5	100%	0%	0%	0%	0%	5.00	4.38	4.52
Gives effective lectures or presentations, if applicable	5	100%	0%	0%	0%	0%	5.00	4.23	4.43
Is accessible outside of class (including after class, office hours, e-mail, etc.)	5	100%	0%	0%	0%	0%	5.00	4.36	4.49
Generates enthusiasm for the subject matter	5	100%	0%	0%	0%	0%	5.00	4.46	4.62
Facilitates discussion and encourages participation	5	80%	0%	20%	0%	0%	4.60	4.42	4.56
Gives useful feedback on assignments	5	100%	0%	0%	0%	0%	5.00	4.30	4.45
Returns assignments in a timely fashion	5	40%	20%	0%	40%	0%	3.60	4.29	4.42

Instructor

1. Evaluate your Instructor overall.				2. Gives effective lectures or presentations, if applicable			
<p>5 Excellent 4 Very Good 3 Good 2 Fair 1 Unsatisfactory [Total (5)]</p> <p>0 50% 100%</p>				<p>5 Excellent 4 Very Good 3 Good 2 Fair 1 Unsatisfactory [Total (5)]</p> <p>0 50% 100%</p>			
Options	Score	Count	Percentage	Options	Score	Count	Percentage
Excellent	5	5	100%	Excellent	5	5	100%
Very Good	4	0	0%	Very Good	4	0	0%
Good	3	0	0%	Good	3	0	0%
Fair	2	0	0%	Fair	2	0	0%
Unsatisfactory	1	0	0%	Unsatisfactory	1	0	0%
Statistics	Value			Statistics	Value		
Response Ratio	63%			Response Ratio	63%		
Mean	5.00			Mean	5.00		
Median	5.00			Median	5.00		
Standard Deviation	0.00			Standard Deviation	0.00		
3. Is accessible outside of class (including after class, office hours, e-mail, etc.)				4. Generates enthusiasm for the subject matter			
<p>5 Excellent 4 Very Good 3 Good 2 Fair 1 Unsatisfactory [Total (5)]</p> <p>0 50% 100%</p>				<p>5 Excellent 4 Very Good 3 Good 2 Fair 1 Unsatisfactory [Total (5)]</p> <p>0 50% 100%</p>			
Options	Score	Count	Percentage	Options	Score	Count	Percentage
Excellent	5	5	100%	Excellent	5	5	100%
Very Good	4	0	0%	Very Good	4	0	0%
Good	3	0	0%	Good	3	0	0%
Fair	2	0	0%	Fair	2	0	0%
Unsatisfactory	1	0	0%	Unsatisfactory	1	0	0%
Statistics	Value			Statistics	Value		
Response Ratio	63%			Response Ratio	63%		
Mean	5.00			Mean	5.00		
Median	5.00			Median	5.00		
Standard Deviation	0.00			Standard Deviation	0.00		



General Course Questions - Comments

What were the strengths of this course? Please be specific and use concrete examples where possible.

Comment
Fantastic overall. Super interesting stuff.
Great Content and really sharpens your skills because the papers are all sophisticated Economic Papers from important Research Journals
Interesting readings

How could this course be improved? Please use concrete examples where possible and provide constructive suggestions.

Comment
Two point of improvement. It would be great if the timeline for the research paper was moved about two weeks earlier and it would be great if work were returned earlier.
The discussions should be for completion and not for a grade considering that other tutorials do not have them. Additionally, there does not need to be more than 4 papers for reading a week considering the papers are all often at least 30–40 dense pages per paper
Less readings

Requirements Comments - What did this course require of you?

In your opinion, what preparation or background is necessary to take this course?

Comment
Just the preparation that is said to be necessary but it would also be useful to have already taken econometrics or to take it concurrently.
Should take a course where you learn to code in R like EC50

Recommendations Comments - Would you recommend this course?

What did you take away from your experience in this course? What did you learn? How did this course change you?

Comment
I loved all of the content of the course. It was wonderful to learn about infrastructure in an abstract way and in a variety of areas of life. For example, we discussed infrastructure as government aid programs, education, hospitals, cash transfer programs, actual construction projects, internet, etc, and saw how various groups like women, the poor, and the wealthy were impacted by the programs and infrastructure. After this course, I am a much better economics student! This tutorial was rigorous and forced us to really grapple with economic concepts and interpretations, and this helped me in this course and in metrics (I took them concurrently)! I am leaving the tutorial with skills that are much more developed.

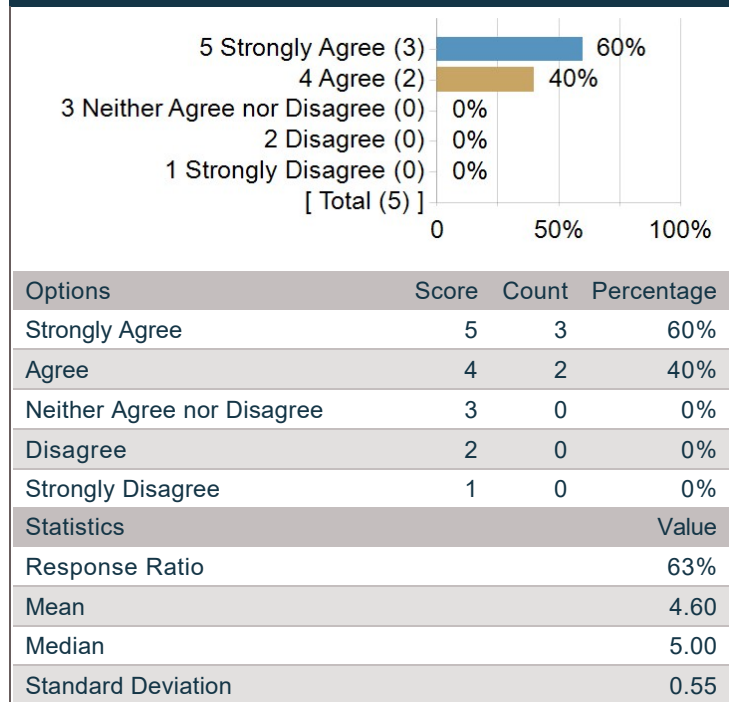
What would you like to tell future students about this class? (Your response to this question may be published anonymously.)

Comment
 A great course. Would highly recommend. The readings can be a bit much at times but if you put effort in and choose a topic you're interested in, it's very manageable overall. Make sure to start of the final project early.
 The content of this course is super interesting! Nikhil is also a great section leader and always takes the time to explain different concepts and how to interpret different tables and coefficients used in papers! I learned a ton from this tutorial. I recommend taking Metrics and this tutorial at the same time and EC50 beforehand is a huge life hack for both as it does a good job of preparing you! You learn a lot in this tutorial. In my opinion and based on what I hear from some of my other friends, this tutorial is more rigorous and a bit more strictly graded than other tutorials (there are longer papers and weekly short discussions assigned), BUT I definitely am leaving a better Econ student because of this course.

Open Discourse in the Classroom

In this course, most students listen attentively with an open mind and a willingness to change their point of view as they learn more about the topic.

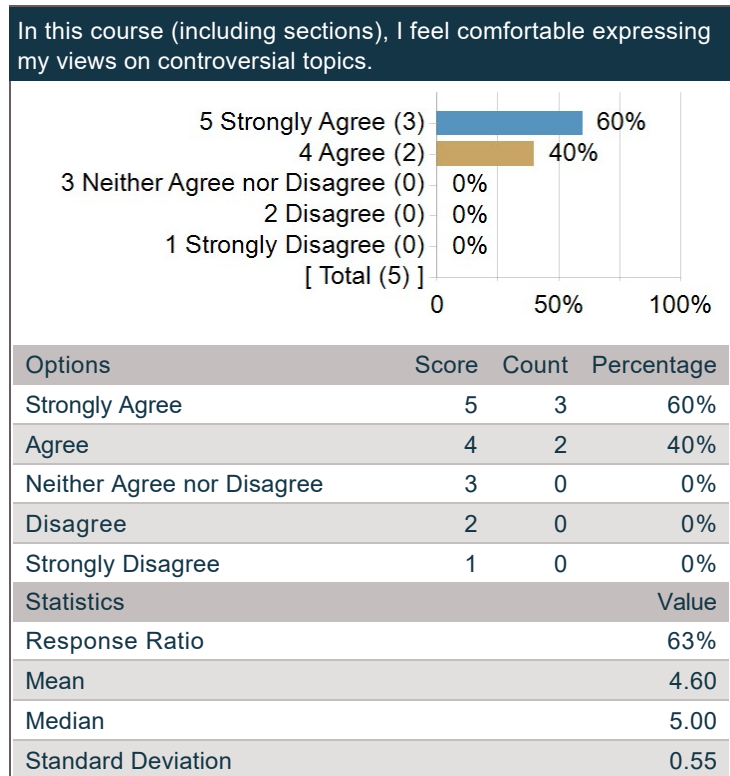
In this course, most students listen attentively with an open mind and a willingness to change their point of view as they learn more about the topic.



Add comments about this question.

Comment
 More participation from the entire group could be useful.

In this course (including sections), I feel comfortable expressing my views on controversial topics.



Instructor Comments

Please comment on this person's teaching. (Your response to this question may be published anonymously.)

Comment
Only critique is to return assignments earlier. Otherwise, did a great job encouraging participation, gave useful feedback and broke down concepts in a comprehensible manner and excellent overall.
Nikhil is an awesome section leader! He is super accessible outside of class and always takes the time to host office hours regularly as well as if you have an additional question or need help on an assignment. He does a great job teaching in class as well, as he always takes the time to explain different economic concepts and strategies that he senses we may be confused about!