



2026 Spring Individual Report FAS-ECON 970-Tutorial - Sophomore Year T10 Nikhil Kumar

Project Title: **2026 Spring Harvard FAS Course Evaluation**

Course Audience: **12**
Responses Received: **10**
Response Ratio: **83 %**

Report Comments

Note:

The order that the questions appear on this report is not the same as the way the questions were displayed to students. The order has been changed to make the report more readable.

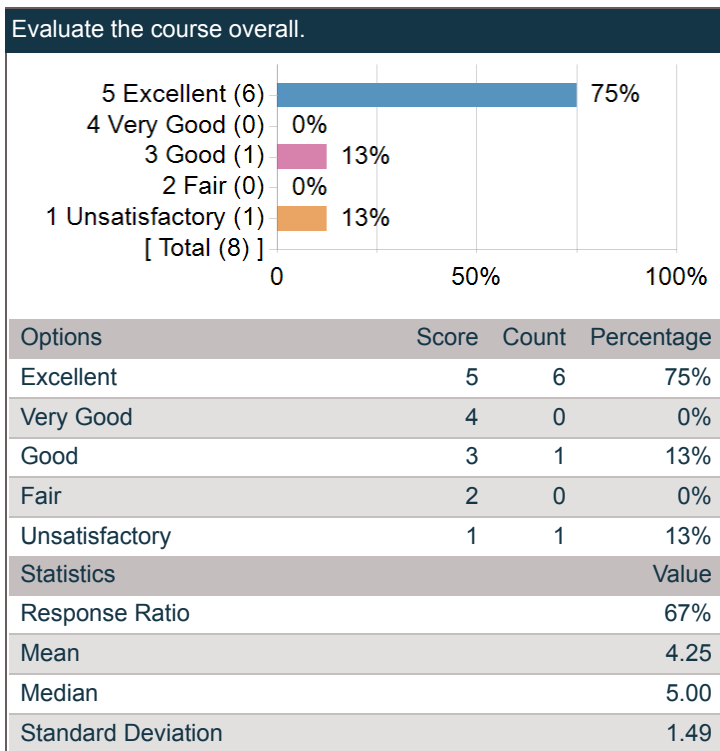
Creation Date: **Tuesday, May 26, 2026**

General Course Questions

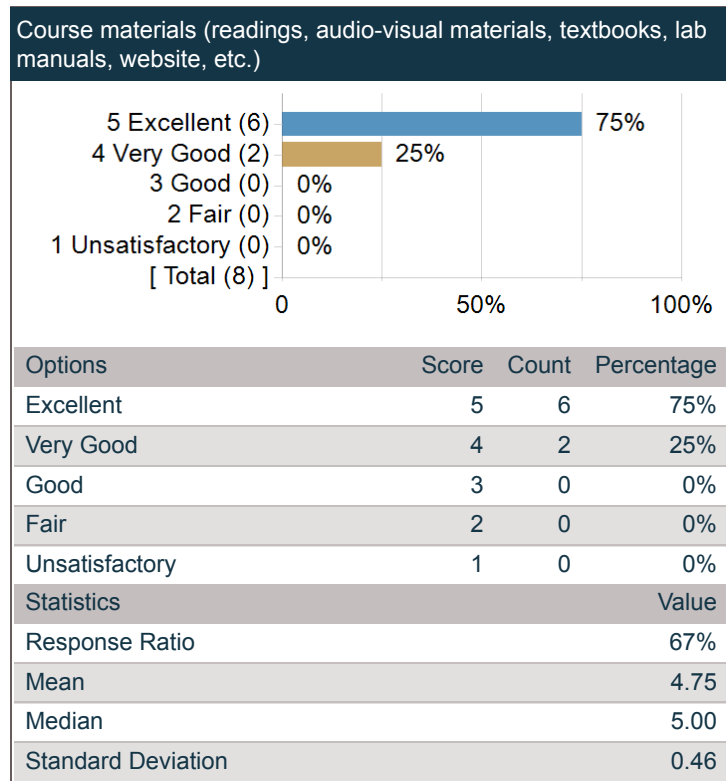
Course General Questions

	Count	Excellent	Very Good	Good	Fair	Unsatisfactory	Course Mean	Dept Mean	Division Mean
Evaluate the course overall.	8	75%	0%	13%	0%	13%	4.25	4.13	4.36
Course materials (readings, audio-visual materials, textbooks, lab manuals, website, etc.)	8	75%	25%	0%	0%	0%	4.75	4.11	4.34
Assignments (exams, essays, problem sets, language homework, etc.)	8	38%	25%	25%	0%	13%	3.75	4.01	4.22
Feedback you received on work you produced in this course	8	63%	25%	0%	0%	13%	4.25	3.90	4.14
Section component of the course	5	80%	20%	0%	0%	0%	4.80	4.03	4.25

Evaluate the course overall.



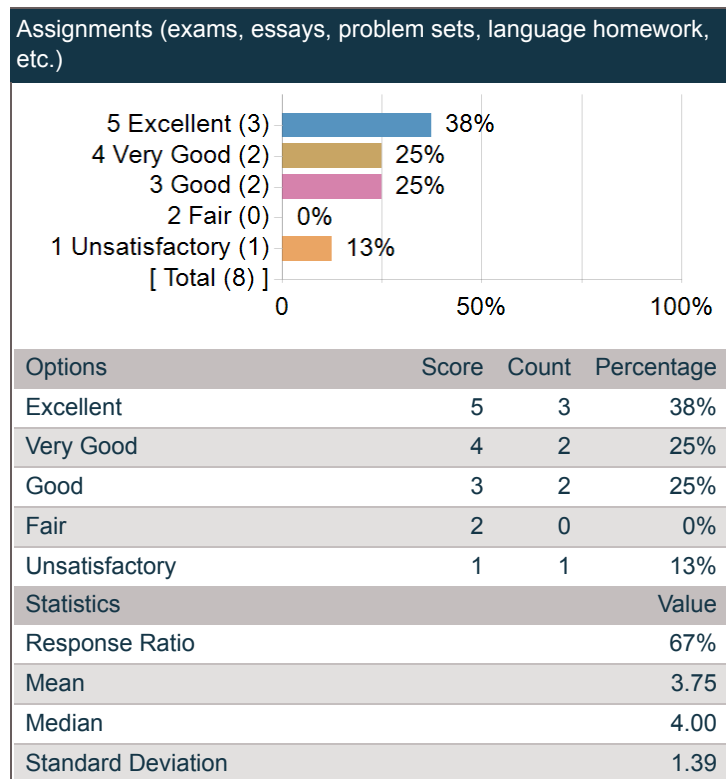
Course materials (readings, audio-visual materials, textbooks, lab manuals, website, etc.)



Add comments about course materials.

Comments
 REALLY COOL papers. Sections of the course were awesome. Well organized.

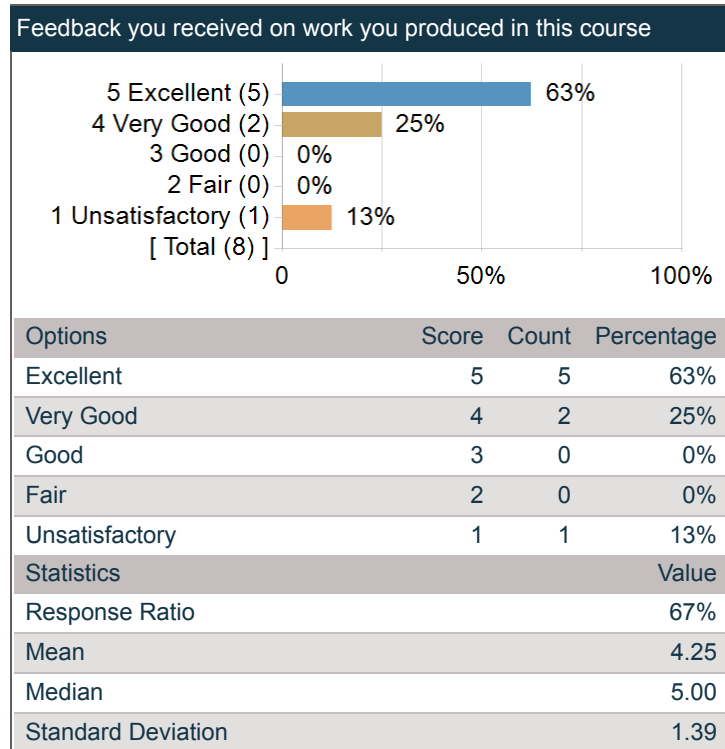
Assignments (exams, essays, problem sets, language homework, etc.)



Add comments about course assignments.

Comments
just a lot of things to complete, especially with the r psets and response papers
There are AI-generated referee reports on academic papers that we spend weeks writing responses towards instead of making progress on our actual research paper or receiving feedback.
There were a lot of assignments. Two discussion posts per week, problem sets, referee reports, and final paper assignments. It was a little much, not enough space between them
Excluding R Psets, assignments very interesting
Sometimes, this class felt like it had a lot of busy work. I think the referee reports are important, but maybe having it be assigned once or twice rather than something we do four/five times might be more beneficial

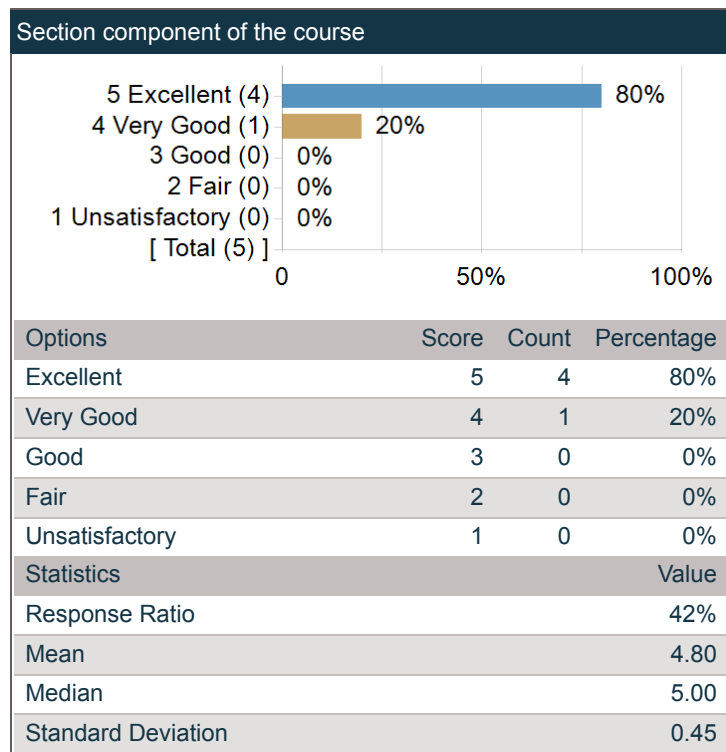
Feedback you received on work you produced in this course



Add comments about course feedback.

Comments
Nikhil is a bit of a tough grader, but I also think that pushed me to understand the material more thoroughly

Section component of the course

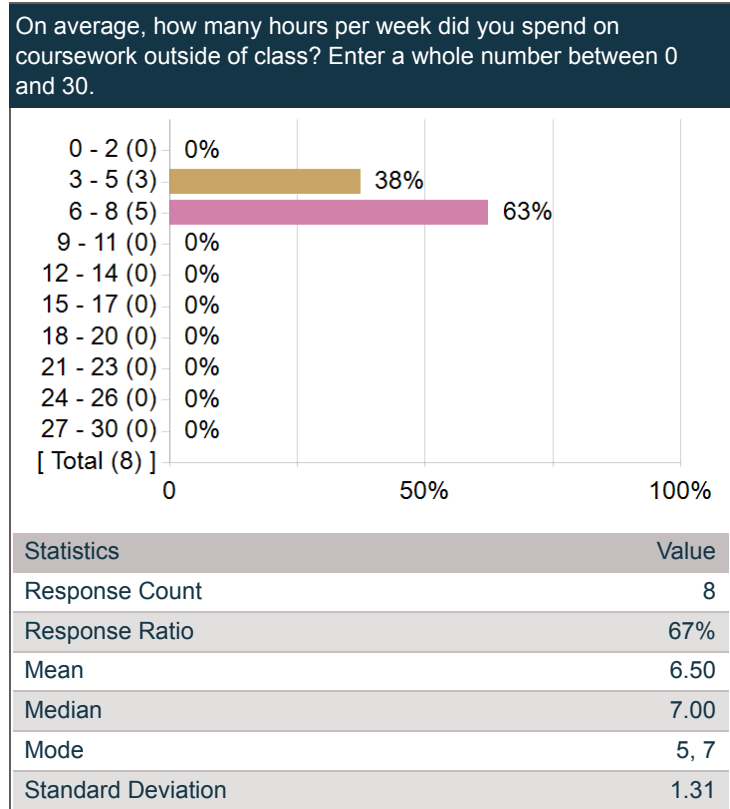


Requirements - What did this course require of you?

Course Workload Hours Question

Name	Count	Course Mean	Dept Mean	Division Mean
FAS-ECON 970-Tutorial - Sophomore Year T10	8	6.50	6.30	6.08

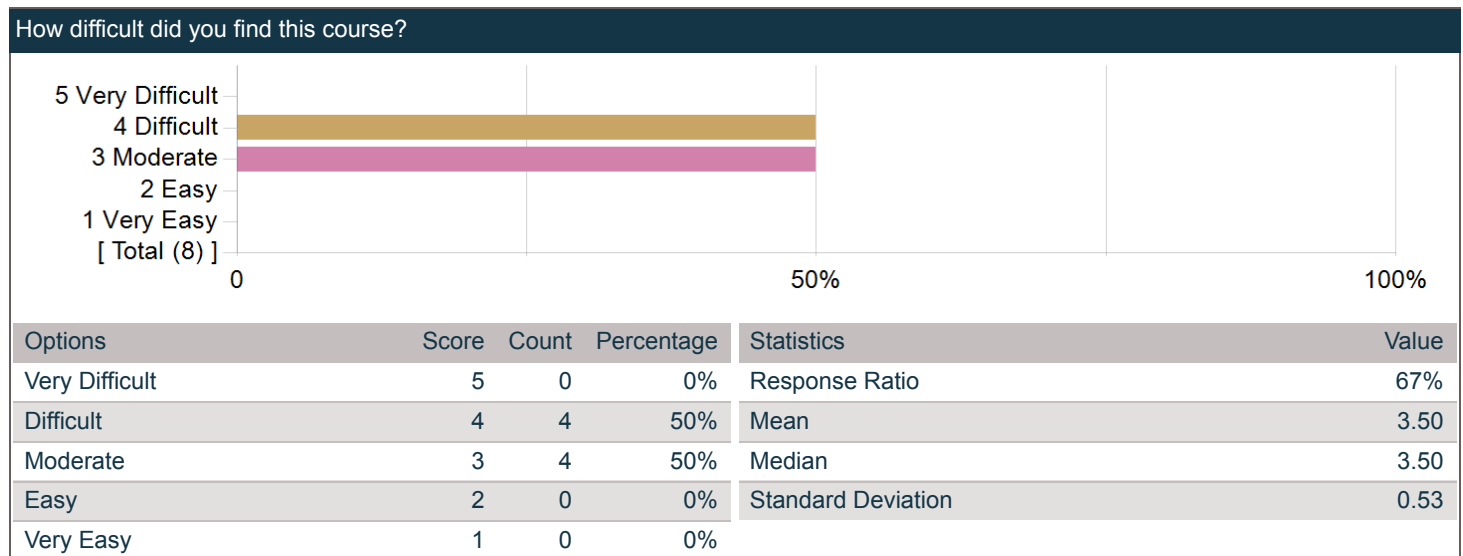
On average, how many hours per week did you spend on coursework outside of class? Enter a whole number between 0 and 30.



Course Difficulty Question

	Count	Very Difficult	Difficult	Moderate	Easy	Very Easy	Course Mean	Dept Mean	Division Mean
How difficult did you find this course?	8	0%	50%	50%	0%	0%	3.50	3.43	3.22

How difficult did you find this course?



What was/were your reason(s) for enrolling in this course? (Please check all that apply)

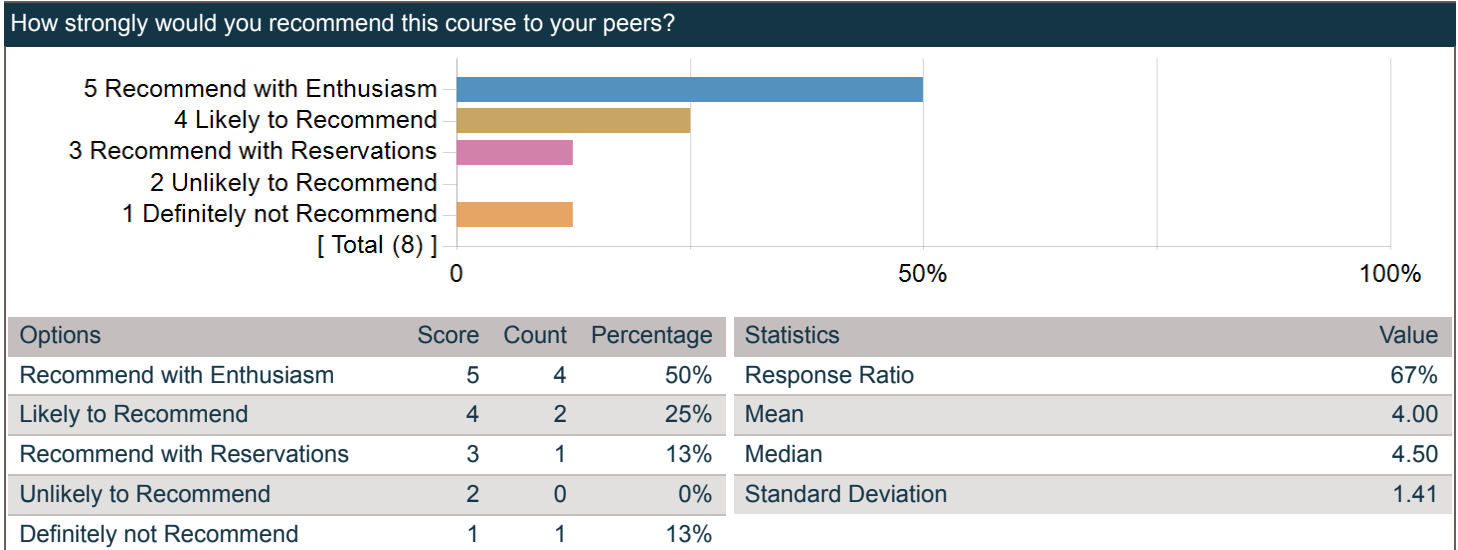
Options	Count
Elective	0
Concentration or Department Requirement	8
Secondary Field or Language Citation Requirement	0
Undergraduate General Education Requirement	0
Expository Writing Requirement	0
Foreign Language Requirement	0
Pre-Med Requirement	0
Divisional Distribution Requirement	0
Quantitative Reasoning with Data Requirement	0

Recommendations - Would you recommend this course?

Course Recommendation Question

	Count	Recommend with Enthusiasm	Likely to Recommend	Recommend with Reservations	Unlikely to Recommend	Definitely not Recommend	Course Mean	Dept Mean	Division Mean
How strongly would you recommend this course to your peers?	8	50%	25%	13%	0%	13%	4.00	4.15	4.37

How strongly would you recommend this course to your peers?



Evaluation of Instructors

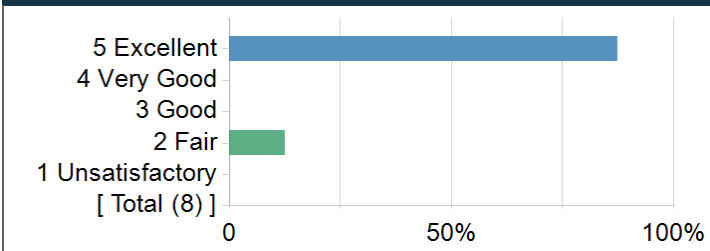
General Instructor Questions

	Count	Excellent	Very Good	Good	Fair	Unsatisfactory	Instructor Mean	Dept Mean	Division Mean
Evaluate your Instructor overall.	8	88%	0%	0%	0%	13%	4.50	4.49	4.62
Gives effective lectures or presentations, if applicable	8	75%	13%	0%	0%	13%	4.38	4.40	4.54
Is accessible outside of class (including after class, office hours, e-mail, etc.)	8	88%	0%	0%	0%	13%	4.50	4.50	4.58
Generates enthusiasm for the subject matter	8	88%	0%	0%	0%	13%	4.50	4.53	4.66
Facilitates discussion and encourages participation	8	88%	0%	0%	13%	0%	4.63	4.48	4.63
Gives useful feedback on assignments	8	88%	0%	0%	0%	13%	4.50	4.50	4.56
Returns assignments in a timely fashion	8	88%	0%	0%	0%	13%	4.50	4.54	4.55

Instructor

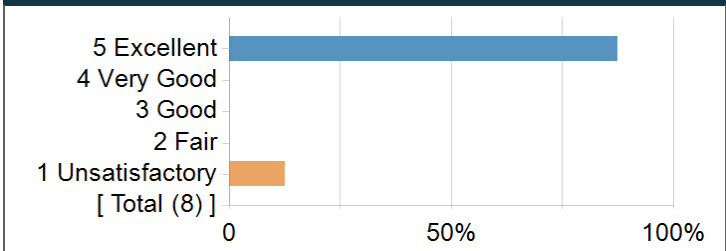
1. Evaluate your Instructor overall.					2. Gives effective lectures or presentations, if applicable				
Options	Score	Count	Percentage		Options	Score	Count	Percentage	
Excellent	5	7	88%		Excellent	5	6	75%	
Very Good	4	0	0%		Very Good	4	1	13%	
Good	3	0	0%		Good	3	0	0%	
Fair	2	0	0%		Fair	2	0	0%	
Unsatisfactory	1	1	13%		Unsatisfactory	1	1	13%	
Statistics				Value	Statistics				Value
Response Ratio				67%	Response Ratio				67%
Mean				4.50	Mean				4.38
Median				5.00	Median				5.00
Standard Deviation				1.41	Standard Deviation				1.41
3. Is accessible outside of class (including after class, office hours, e-mail, etc.)					4. Generates enthusiasm for the subject matter				
Options	Score	Count	Percentage		Options	Score	Count	Percentage	
Excellent	5	7	88%		Excellent	5	7	88%	
Very Good	4	0	0%		Very Good	4	0	0%	
Good	3	0	0%		Good	3	0	0%	
Fair	2	0	0%		Fair	2	0	0%	
Unsatisfactory	1	1	13%		Unsatisfactory	1	1	13%	
Statistics				Value	Statistics				Value
Response Ratio				67%	Response Ratio				67%
Mean				4.50	Mean				4.50
Median				5.00	Median				5.00
Standard Deviation				1.41	Standard Deviation				1.41

5. Facilitates discussion and encourages participation



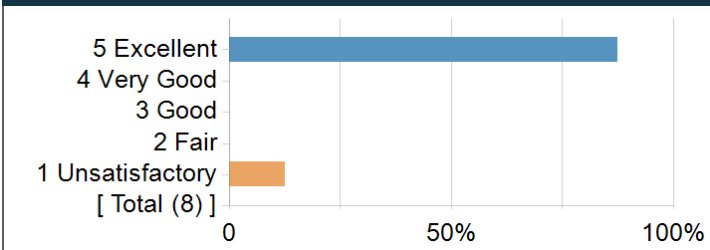
Options	Score	Count	Percentage
Excellent	5	7	88%
Very Good	4	0	0%
Good	3	0	0%
Fair	2	1	13%
Unsatisfactory	1	0	0%
Statistics			Value
Response Ratio			67%
Mean			4.63
Median			5.00
Standard Deviation			1.06

6. Gives useful feedback on assignments



Options	Score	Count	Percentage
Excellent	5	7	88%
Very Good	4	0	0%
Good	3	0	0%
Fair	2	0	0%
Unsatisfactory	1	1	13%
Statistics			Value
Response Ratio			67%
Mean			4.50
Median			5.00
Standard Deviation			1.41

7. Returns assignments in a timely fashion



Options	Score	Count	Percentage
Excellent	5	7	88%
Very Good	4	0	0%
Good	3	0	0%
Fair	2	0	0%
Unsatisfactory	1	1	13%
Statistics			Value
Response Ratio			67%
Mean			4.50
Median			5.00
Standard Deviation			1.41

General Course Questions - Comments

What were the strengths of this course? Please be specific and use concrete examples where possible.

Comments
Nikhil was truly a fantastic instructor
teacher really passionate about the subject and he explains things very well
Learned econometrics through in depth discussions on methods of papers, practiced reading and discussing implications of research for policy and economic thought. Very interactive for 9am and Nikhil was wonderfully responsive and caring.
Nikhil is a great teacher and so accessible. The content is also very interesting

How could this course be improved? Please use concrete examples where possible and provide constructive suggestions.

Comments
it was changed to discussing one reading per section and that made things a lot smoother and more manageable and effective. after that, it was fine
The structuring of this class is a mess. We received minimal guidance for our final research paper and no information on expectations.
R Psets are crazy. Should have a section to teach all skills.
I understand the discussion posts, but sometimes, they just felt like busy work. Maybe for next time, it could be one a week instead of twice?

Requirements Comments - What did this course require of you?

In your opinion, what preparation or background is necessary to take this course?

Comments
Econometrics
metrics before is likely helpful, I did it simultaneously which was fine but before is likely more ideal
A strong Econ 1123/Econometrics requirement, because you don't get any help on this for research
Econometrics is 100% necessary. Ec1010a or b are not
Econometrics

Recommendations Comments - Would you recommend this course?

What did you take away from your experience in this course? What did you learn? How did this course change you?

Comments
Really holistic overview of the different aspects of a developing country – wide coverage certainly, with enough exposure to dive deeper into the topic(s) that interested you in the research paper. Good foundation for other ec classes.
I learned a lot about application of empirical models. It was a really difficult class for me though.

What would you like to tell future students about this class? (Your response to this question may be published anonymously.)

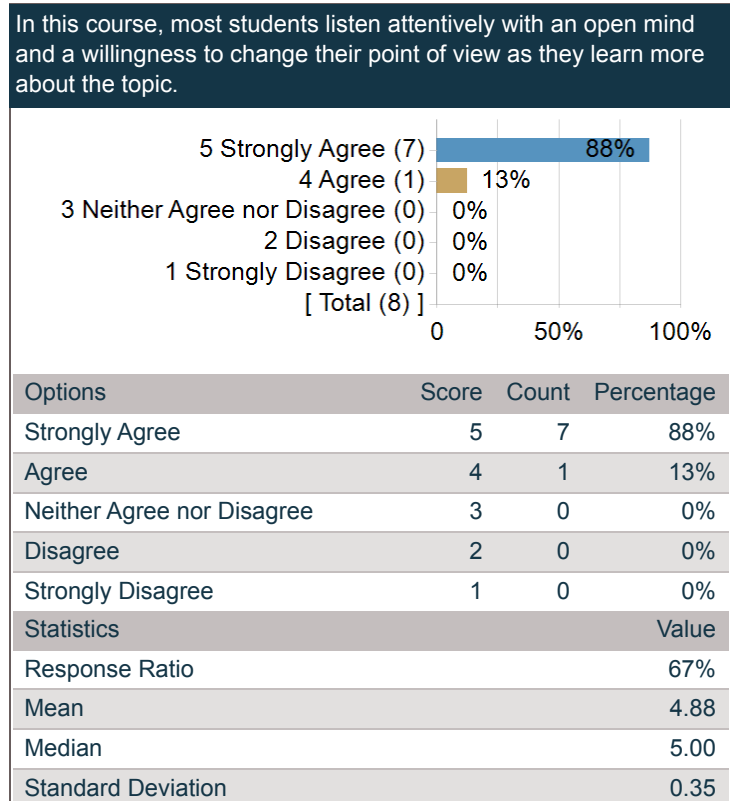
Comments
Really holistic overview of the different aspects of a developing country – wide coverage certainly, with enough exposure to dive deeper into the topic(s) that interested you in the research paper. Solid one to take for sophomore tutorial, and Nikhil explains things very well.
Take econometrics first.
This class is a lot of work and you really have to stay on top of all the assignments. Nikhil is a great resource though. He is always so quick to answer questions and meet up with students during office hours. He's a great teacher, but the structure of the 970 class overall is really rigid and sometimes just feels like busy work. Nikhil is so helpful though.

Open Discourse in the Classroom

Open Discourse in the Classroom Questions

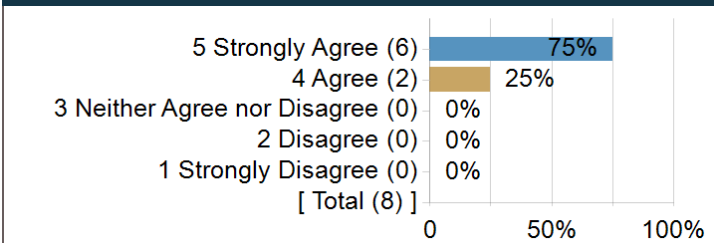
	Count	Strongly Agree	Agree	Neither Agree nor Disagree	Disagree	Strongly Disagree	Course Mean	Dept Mean	Division Mean
In this course, most students listen attentively with an open mind and a willingness to change their point of view as they learn more about the topic.	8	88%	13%	0%	0%	0%	4.88	4.41	4.56
In this course (including sections), I feel comfortable expressing my views on controversial topics.	8	75%	25%	0%	0%	0%	4.75	4.39	4.52

In this course, most students listen attentively with an open mind and a willingness to change their point of view as they learn more about the topic.



In this course (including sections), I feel comfortable expressing my views on controversial topics.

In this course (including sections), I feel comfortable expressing my views on controversial topics.



Options	Score	Count	Percentage
Strongly Agree	5	6	75%
Agree	4	2	25%
Neither Agree nor Disagree	3	0	0%
Disagree	2	0	0%
Strongly Disagree	1	0	0%
Statistics	Value		
Response Ratio	67%		
Mean	4.75		
Median	5.00		
Standard Deviation	0.46		

Instructor Comments

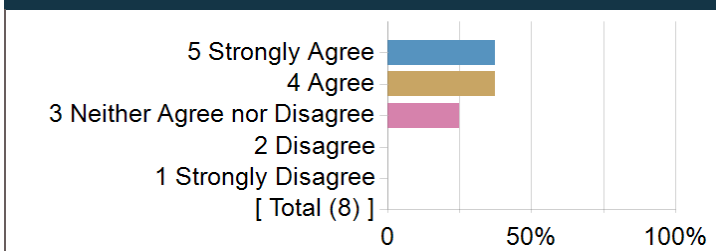
Please comment on this person's teaching. (Your response to this question may be published anonymously.)

Comments
Nikhil was a fantastic instructor who has boundless knowledge on the subject matter and was always willing to help out when I was stuck. A true teacher.
Nikhil is a wonderful preceptor for the course. He demonstrated consistent care for each of us and our progress in the course and content. Besides having the knowledge and teaching prowess to help us understand the methods and analysis of the papers, he also has genuine experience and background sufficient to generate excitement and an impactful intellectual environment regarding the policies and economic writing process. Very grateful to him and to have taken this course.
Nikhil is so helpful and always around to meet for office hours and answer questions. I was constantly bugging him with questions, but he was so patient with me and always encouraging. He really understands the material well and is always really aware of the class's understanding. He will make sure everyone understands the topic in class before moving on, which I really appreciated .

Custom Questions

The Stata/R problem sets were helpful for gaining programming fluency for the final research project

The Stata/R problem sets were helpful for gaining programming fluency for the final research project



Options	Score	Count	Percentage
Strongly Agree	5	3	38%
Agree	4	3	38%
Neither Agree nor Disagree	3	2	25%
Disagree	2	0	0%
Strongly Disagree	1	0	0%
Statistics	Value		
Mean	4.13		
Median	4.00		
Standard Deviation	0.83		

How, if at all, can we improve the process of helping you learn Stata/R through the problem sets?

Comments

They were helpful but it's crazy there was no section or real opportunity (office hours do not get to count as prep time) to learn the content.

I think for the course as a whole, the research project could be a semester long project as it felt rushed at the end. I think if this were done, then the problem sets could be more helpful for the research process